



2024 PROGRAM REPORT

SUMMER LEARNING LABS

High-Quality Summer Academic and Enrichment Programming Across Indiana



BGC Summer
Learning Labs

Thank you to the incredible anchor partners, schools, community sites, instructional staff, programming/enrichment staff, and families who made Summer Learning Labs possible in 2024. Your time and commitment has made a lasting impact on thousands of Hoosier students and shows our state what is possible when we work together.

“In Indiana, we are laser-focused on finding innovative ways to maximize our support for students and doubling down on those solutions that yield the greatest return on investment. Data show that the Summer Learning Labs are increasing academic achievement, and that it is a model that is scalable for more communities across Indiana.”

—Dr. Katie Jenner, Indiana Secretary of Education



ABOUT THIS REPORT

This report shares a program overview, enrollment demographics, and academic learning gains for the 2024 Summer Learning Labs (SLL) in five regions across Indiana.

1. Northwest Summer Learning Labs
2. BGC Summer Learning Labs
3. Wabash Summer Learning Labs
4. Indy Summer Learning Labs
5. Southeast Summer Learning Labs



MSD Decatur
Township Indy Summer
Learning Lab

CONTENTS

- 2 About Summer Learning Labs
- 4 Academic and Enrichment Experience
- 6 Summer Fun and Enrichment
- 8 2024 Program-Wide Demographics and Academic Results
- 12 Indy Summer Learning Lab Demographics and Academic Results
- 16 BGC Summer Learning Lab Demographics and Academic Results
- 20 Northwest Summer Learning Lab Demographics and Academic Results
- 24 Southeast Summer Learning Lab Demographics and Academic Results
- 26 Wabash Summer Learning Lab Demographics and Academic Results
- 28 List of 2024 Summer Learning Lab Program Locations

About Summer Learning Labs

In 2021, Indy Summer Learning Labs (ISLL) was created by The Mind Trust and United Way of Central Indiana to combat the significant learning loss caused by the COVID-19 pandemic. In 2024, The Mind Trust assumed full program management and partnered with the Indiana Department of Education to replicate ISLL to four regions across Indiana through the Expanding What Works grant program. Summer Learning Labs (SLL) encompass every program region that adheres to the core principles of Indy Summer Learning Labs.

In each region, **anchor partners** serve as the principal program coordinator, recruiting site partners, ensuring proper staffing, and are responsible for overall program management in their service area.

All Summer Learning Labs follow three core principles:

A focus on acceleration: The SLL English Language Arts (ELA) and math curriculum is focused on accelerated learning, rather than remediation. Created by Lavinia Group, the curriculum is aligned to Indiana state standards, promotes critical thinking skills, and is grounded in the science of reading. Four years of program results have shown that grade-level instruction drives learning gains in ELA and math.

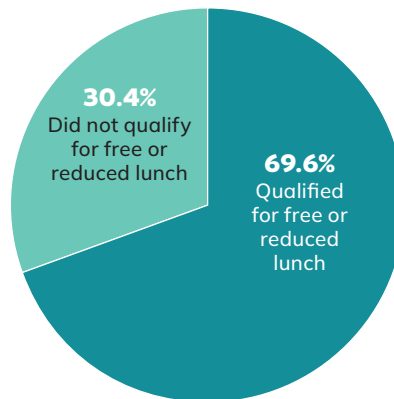
Reaching highest-need students: Since the program began in 2021, Summer Learning Labs has aimed to serve students who may not have access to a high-quality summer program. This remains an essential commitment for anchor partners. The vast majority of sites are free to attend and all offer breakfast and lunch each day.

Community and school partnerships: A hallmark of SLL is the inclusion of community organizations as site partners,

along with individual schools and districts. Community centers, churches, and youth-serving nonprofits have hosted sites. Families have shared that they appreciate program options in their neighborhood that they already know and trust.

ISLL has served Marion County students for four years. Each of the other SLL regions were in their first program year in summer 2024.

2024 SLL ENROLLMENT INCOME BREAKDOWN



LAB LOCATIONS

- 1. Northwest Summer Learning Labs**
Anchor Partners: Urban League of Northwest Indiana and DHB & Associates
Service Areas: Gary, Merrillville, East Chicago, and Hobart, Indiana
- 2. BGC Summer Learning Labs**
Anchor Partner: Boys & Girls Clubs of Northern Indiana Corridor
Service Areas: Huntington, Logansport, Mishawaka, Monticello, Seymour, South Bend, and Walkerton, Indiana
- 3. Wabash Summer Learning Labs**
Anchor Partner: Wabash County YMCA
Service Areas: North Manchester and Wabash, Indiana
- 4. Indy Summer Learning Labs**
Anchor Partner: The Mind Trust
Service Areas: Center and Decatur Townships in Indianapolis
- 5. Southeast Summer Learning Labs**
Anchor Partner: Creating Avenues for Student Transformation (CAST)
Service Areas: Salem and New Pekin, Indiana

Current and Future Funding for Summer Learning Labs

The Indiana Department of Education (IDOE)'s Student Learning Recovery Grant Program was created in 2021 through House Enrolled Act 1008 to address learning loss caused by the COVID-19 pandemic. This grant has served as the primary funding source for all SLL locations.

Funding exists for programming in 2025 through the Student Learning Recovery Grant; however, additional funding is needed to maintain and grow the number

of students served in 2025, and to sustain the program in future years.

2024 Results Show Replication of ISLL Works

Expanding What Works regions in 2024 show proof of scalability for the program model. The four expansion regions outside of Indianapolis that replicated the ISLL model of daily instruction using a high-quality, accelerated curriculum made similarly strong math and ELA learning gains in their first year to those of the flagship ISLL program in its fourth year.

2024 PERCENTAGE POINT GAIN IN PROFICIENT SCORE FROM PRE- AND POST-TEST, ELA

REGION	ELA OVERALL	ELA BLACK	ELA LATINO	ELA WHITE	ELA FRL	ELA ELL
All Expanding What Works Regions	27%	22%	26%	29%	27%	12%
Indy Summer Learning Labs	26%	26%	29%	34%	26%	23%

2024 PERCENTAGE POINT GAIN IN PROFICIENT SCORE FROM PRE- AND POST-TEST, MATH

REGION	MATH OVERALL	MATH BLACK	MATH LATINO	MATH WHITE	MATH FRL	MATH ELL
All Expanding What Works Regions	23%	21%	26%	23%	23%	24%
Indy Summer Learning Labs	24%	25%	27%	22%	25%	25%

FRL: Students qualifying for free or reduced lunch
 ELL: Students who are English Language Learners



Southeast Summer Learning Labs

Accelerated Learning Driven By High-Quality Curriculum

High-quality, grade-level instruction has been a key component of the program since its launch in 2021. Rather than focusing on remediation, which is the teaching of earlier concepts students have yet to master, SLL instruction is focused on giving students grade-level content to accelerate their learning. Four years of learning gains prove this method is effective in driving real academic gains.

Every SLL program uses the same math and ELA curriculum, created by Lavinia Group. The curriculum is aligned to Indiana state standards.

Key components of the ELA curriculum include:

- Phonics instruction based in the science of reading.
- Lessons that focus on identifying a main idea, craft and structure, and mastery of a text.
- A focus on strengthening a student's ability to analyze, discuss, and write about a book they are reading.
- A reading list containing age-appropriate books from a variety of award-winning authors.

Key components of the math curriculum include:

- Emphasis on story problems to ensure students can tackle this type of problem independently.
- Routines that build mastery of math operations and help students understand the concept behind the problem.
- Exercises that build mathematical fluency and familiarity with grade-level material.

“This program makes students think critically and take academic risks, which benefits them in the following school year. Being an ISLL teacher allows me to grow and continue my craft over the summer.”

—ISLL 2024 teacher, Circle City Prep



BGC Summer Learning Labs



“The pay is amazing, and the support we got this year as teachers is huge. The pre-training was extremely valuable and the support we’ve had with our supervisor and deans is strong. This site has been fantastic.”

**—ISLL 2024 instructional staff member,
Mt. Carmel Community Academy**

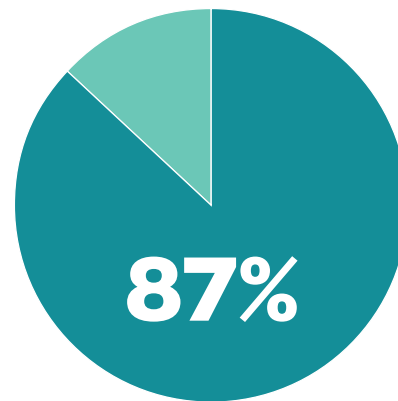
SUPPORTING TEACHERS IN DELIVERING STRONG INSTRUCTION

Across all five regions, **more than 600 instructional staff** served students in summer 2024. The program provides teachers, site leaders, and other instructional staff with the support they need to deliver a standardized math and ELA curriculum effectively to all students.

Key elements of instructional staff support include:

- One week of pre-training on curriculum and strategies to implement it in the classroom, led by Lavinia Group.
- ISLL teachers had the opportunity to attend in-person training sessions that featured modeling and coaching led by Lavinia Group.
- Weekly professional development with Lavinia Group for implementation guidance.
- Competitive pay for training week and instructional time.

- An organized package of teacher books, student workbooks, and pre- and post-assessments.



87% OF ISLL ADMINISTRATORS FELT THE PROGRAM WAS EXTREMELY OR VERY EFFECTIVE AT IMPROVING STUDENT MATH AND READING PROFICIENCY

Summer Fun and Enrichment

Students and families want summer programming that is safe, productive, and fun. Enrichment activities include field trips, sports, cooking classes, STEM activities, dance, art projects, volunteer opportunities, and more.

SLL sites select and plan enrichment activities at their own discretion. In Indianapolis, the ISLL team provided an Enrichment Directory to all sites, which offered a curated selection of recommended support and enrichment resources.

COMMUNITY PARTNERSHIPS ENHANCE PROGRAMMING

All SLL programs benefit from existing nonprofits and youth-serving organizations in their respective communities. A core component of the program is the opportunity for community-based organizations to work alongside schools to impact student achievement over the summer break. Community partners can participate in the program in the following ways.

Anchor Partner or Program Site: In all regions, a nonprofit organization serves as the anchor partner, facilitating the management of the program in their service area and acting as the main grantee for funding. Community organizations can also serve as program site locations.

Enrichment Partner: SLL sites often use youth-serving nonprofits as enrichment activity providers to supplement their programming.

Students at the La Plaza ISLL site visited Fort Harrison State Park to hike and fish. SLL sites plan field trips that expose students to activities and areas in their region that they may not get to experience otherwise.



La Plaza
ISLL

“This [Student Learning Recovery] grant will change the game when it comes to summer educational programming in the communities we serve. We are engaging a diverse group of talented professionals who are eager to share their expertise and make this summer unforgettable.”

**- Deborah Black of DHB & Associates, anchor partner,
Northwest Summer Learning Labs**

ENRICHMENT & COMMUNITY PARTNERSHIP

In Wabash, site leaders planned a weather-proof activity by inviting a magician to entertain students.

Sites are encouraged to plan activities that keep students engaged and interested in returning each week and, hopefully, the following year.



Wabash Summer Learning Labs

“This is a great place to experience new things. Some students have never been out of Wabash County, and this is a way they can do it.”

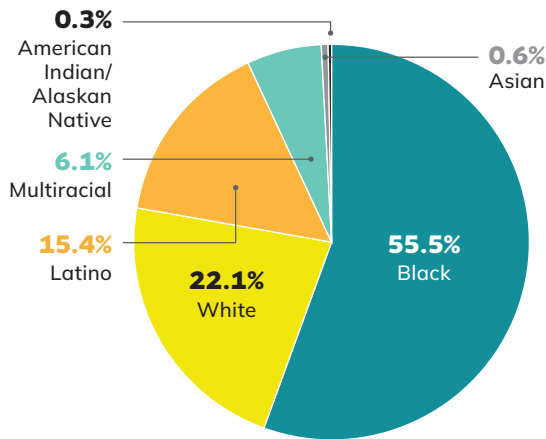
—Sierra Hall, instructional staff, Wabash SLL

2024 Program-Wide Enrollment Demographics

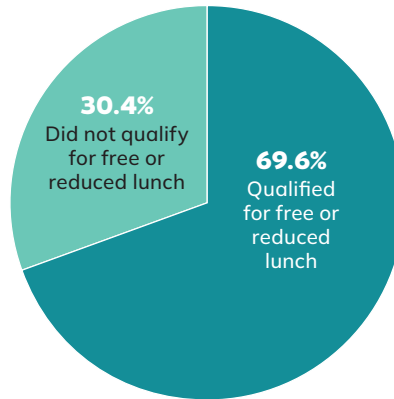
Summer Learning Lab serve the highest need populations in their respective regions. Most students enrolled in the program are students from low-income households or students of color.

In 2024, close to 9,000 students entering grades 1 through 9 following summer break were served at 91 sites across five service area regions. Across all service regions, 78% identified as students of color and 69% qualified for free or reduced lunch.

2024 PROGRAM-WIDE ENROLLMENT RACIAL DEMOGRAPHIC BREAKDOWN

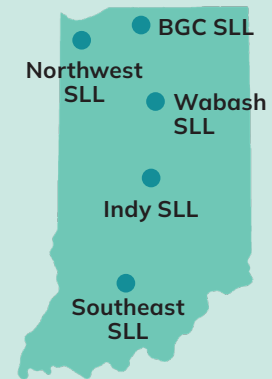


2024 PROGRAM-WIDE ENROLLMENT INCOME BREAKDOWN



91

NUMBER OF SLL SITES ACROSS INDIANA, SPREAD ACROSS FIVE REGIONS



9,000

NEARLY 9,000 STUDENTS WERE ENROLLED IN SLL SITES ACROSS INDIANA IN 2024

2024 Program-Wide Academic Results

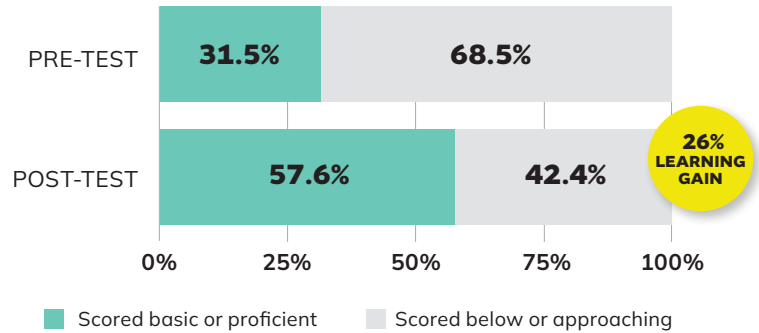
Following ISLL's success, the program was replicated in four other regions across the state. We are proud to share that program-wide academic learning gains remain consistent across all new service regions and in Indianapolis.

All SLL students take an assessment during the first and last weeks of the program. A score in the below or approaching range means a student has not passed the assessment. Scores within the basic or proficient range indicate that the student passed the assessment and is showing mastery of grade-level math and reading standards.

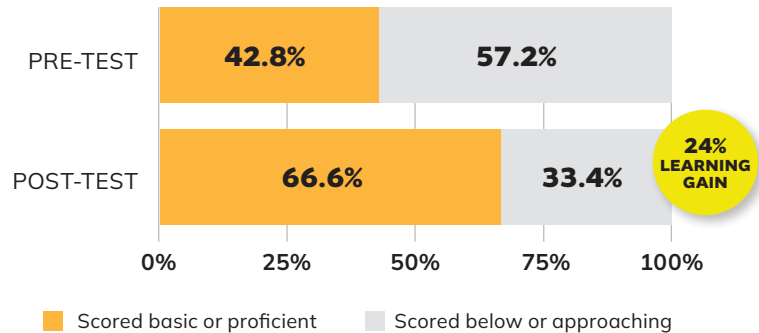


Global Preparatory Academy ISLL

2024 PROGRAM-WIDE ELA LEARNING GAINS, ALL STUDENTS

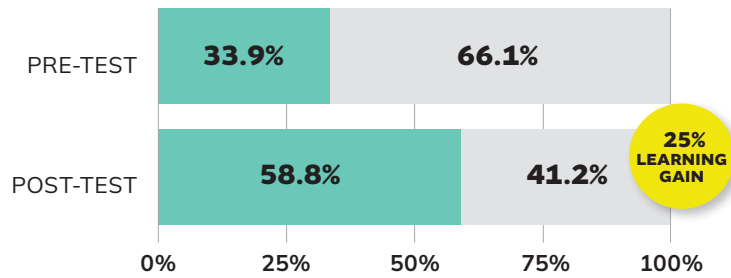


2024 PROGRAM-WIDE MATH LEARNING GAINS, ALL STUDENTS

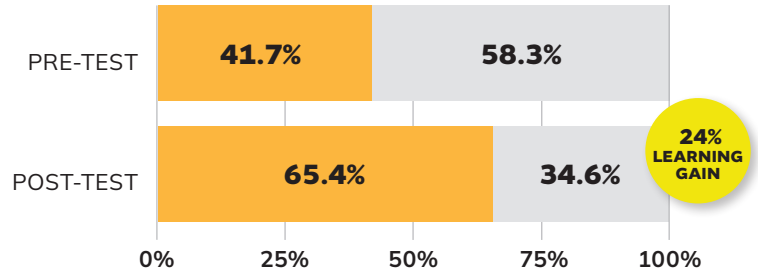


2024 Learning Gains by Student Group, Program-Wide

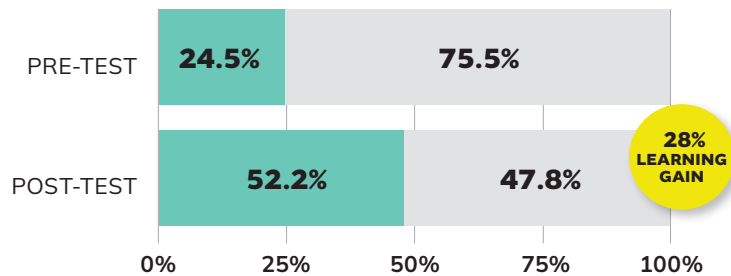
BLACK STUDENTS, ELA LEARNING GAINS



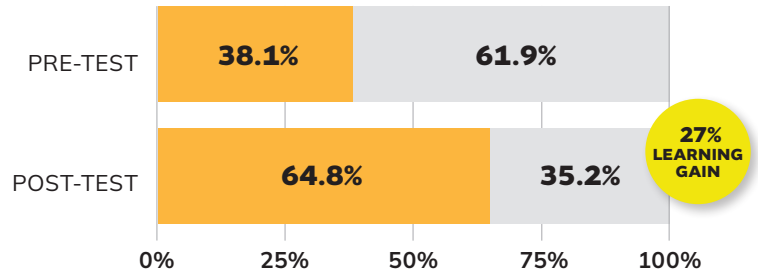
BLACK STUDENTS, MATH LEARNING GAINS



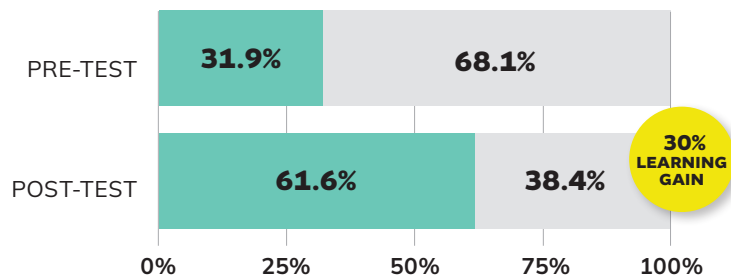
LATINO STUDENTS, ELA LEARNING GAINS



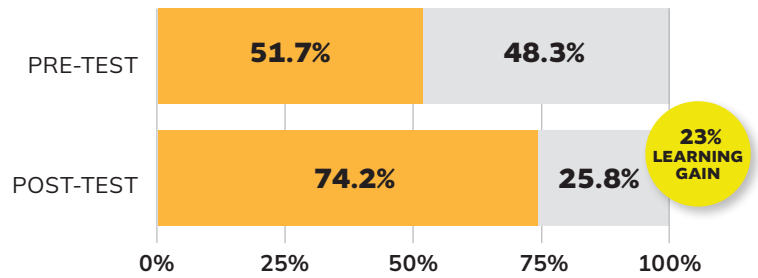
LATINO STUDENTS, MATH LEARNING GAINS



WHITE STUDENTS, ELA LEARNING GAINS



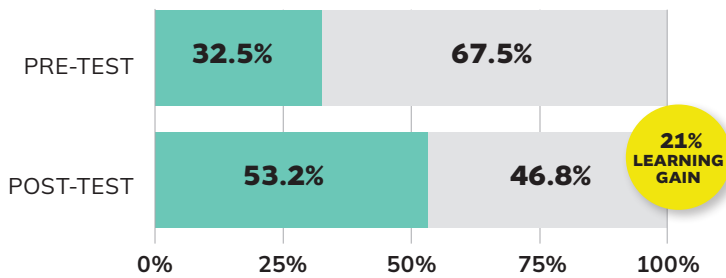
WHITE STUDENTS, MATH LEARNING GAINS



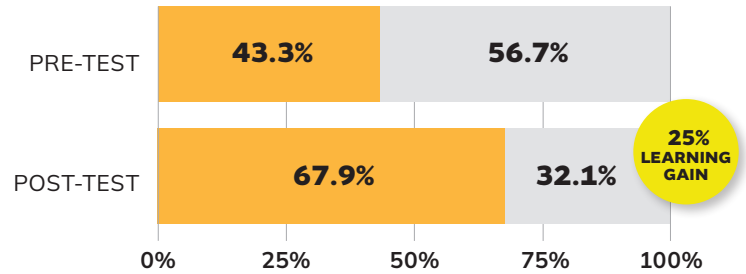
■ Scored basic or proficient ■ Scored below or approaching

■ Scored basic or proficient ■ Scored below or approaching

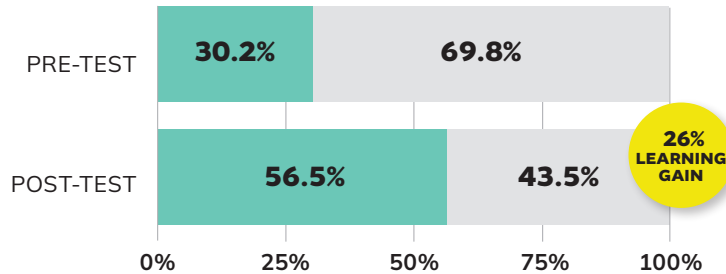
**ENGLISH LANGUAGE LEARNERS,
ELA LEARNING GAINS**



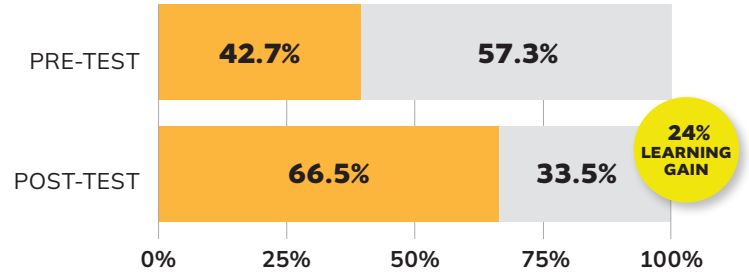
**ENGLISH LANGUAGE LEARNERS,
MATH LEARNING GAINS**



**STUDENTS WITH FREE OR REDUCED
LUNCH, ELA LEARNING GAINS**



**STUDENTS WITH FREE OR REDUCED
LUNCH, MATH LEARNING GAINS**



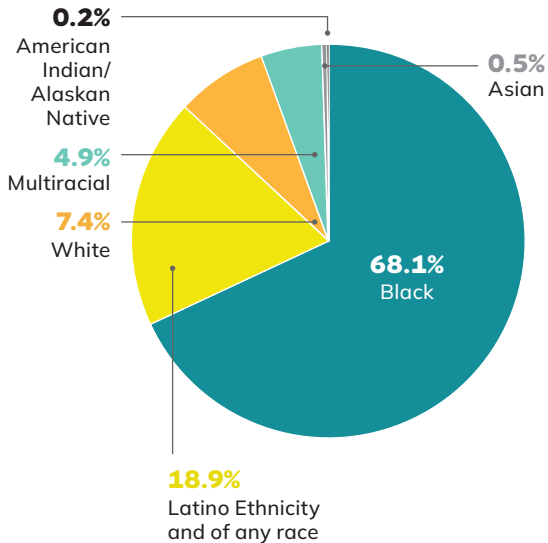
■ Scored basic or proficient ■ Scored below or approaching

■ Scored basic or proficient ■ Scored below or approaching

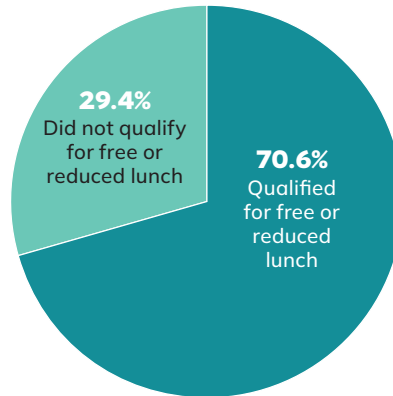
2024 Indy Summer Learning Labs Enrollment Demographics

ISLL served more students than ever before in summer 2024. This year, the program served 5,300 Marion County students entering grades 1 through 9 following the summer break. Of those enrolled, 93% identified as students of color, 70% qualified for free or reduced lunch, and 22% were English Language Learners.

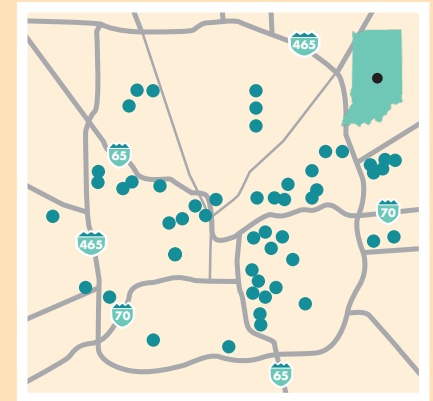
2024 ISLL ENROLLMENT RACIAL DEMOGRAPHIC BREAKDOWN



2024 ISLL ENROLLMENT INCOME BREAKDOWN



ANCHOR PARTNER
The Mind Trust



52

NUMBER OF INDY SUMMER LEARNING LABS SITES

5,300

NUMBER OF STUDENTS ENROLLED IN INDY SUMMER LEARNING LABS

2024 Indy Summer Learning Lab Academic Results

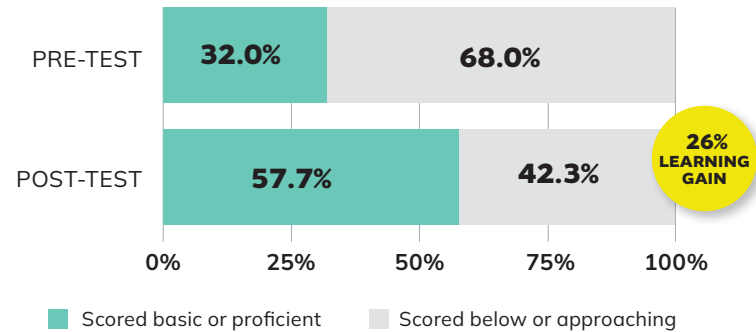
For the **fourth year in a row**, students who participated in ISLL achieved learning gains in ELA and math, as demonstrated by pre- and post-test assessment score percentage point gains. Notably, overall percentage point gains in ELA and math increased compared to 2023.

Most sites were free to attend, with some charging a small fee to help cover costs for additional enrichment or before- and after-care services they chose to provide.

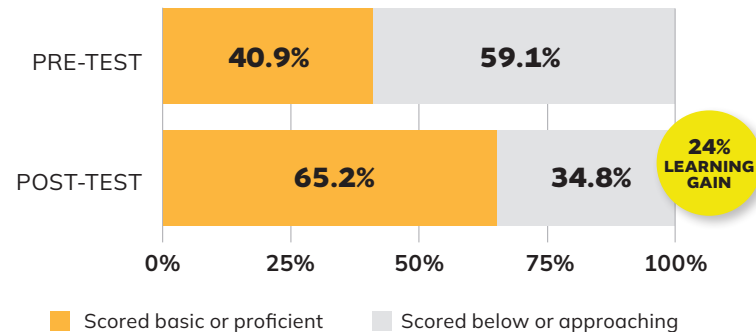


Indy Summer Learning Labs

2024 ISLL ELA LEARNING GAINS, ALL STUDENTS

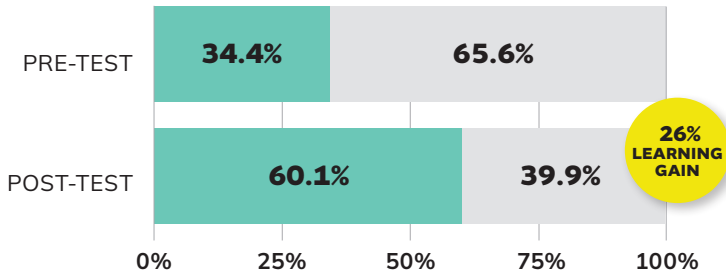


2024 ISLL MATH LEARNING GAINS, ALL STUDENTS

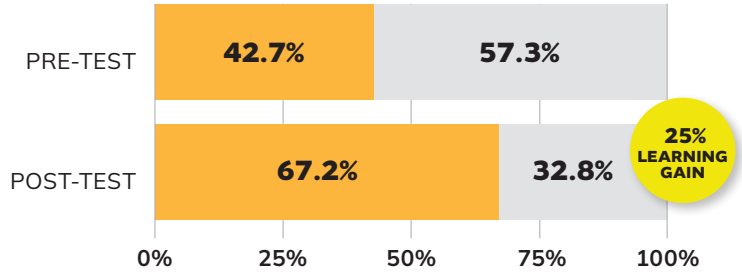


2024 Learning Gains by Student Group – ISLL

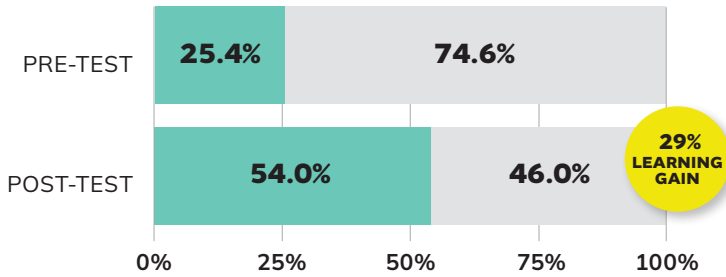
ISLL BLACK STUDENTS, ELA LEARNING GAINS



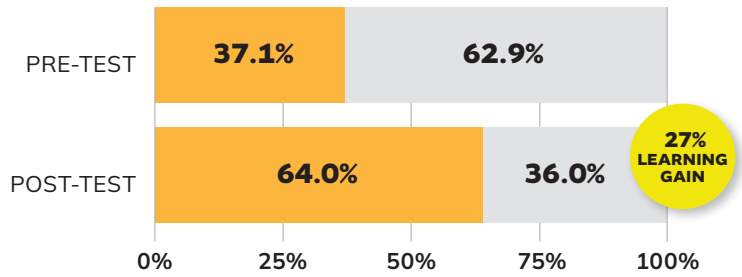
ISLL BLACK STUDENTS, MATH LEARNING GAINS



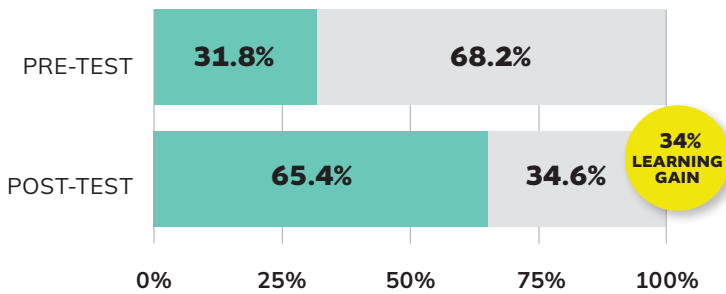
ISLL LATINO STUDENTS, ELA LEARNING GAINS



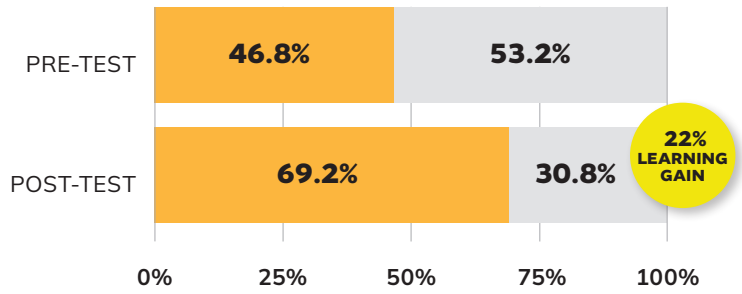
ISLL LATINO STUDENTS, MATH LEARNING GAINS



ISLL WHITE STUDENTS, ELA LEARNING GAINS



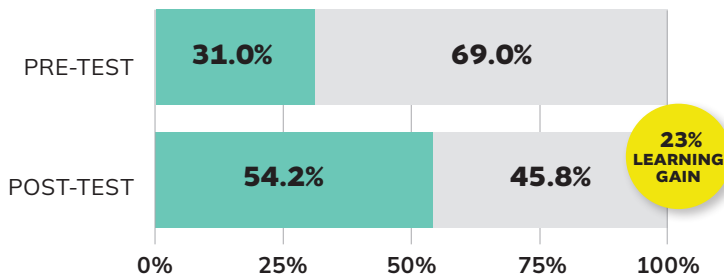
ISLL WHITE STUDENTS, MATH LEARNING GAINS



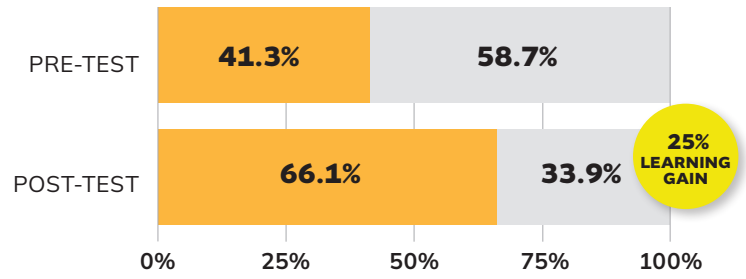
■ Scored basic or proficient ■ Scored below or approaching

■ Scored basic or proficient ■ Scored below or approaching

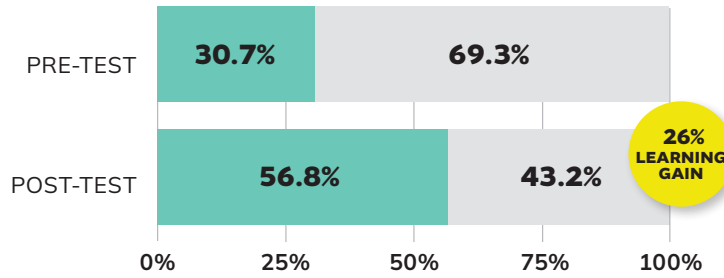
ISLL ENGLISH LANGUAGE LEARNERS, ELA LEARNING GAINS



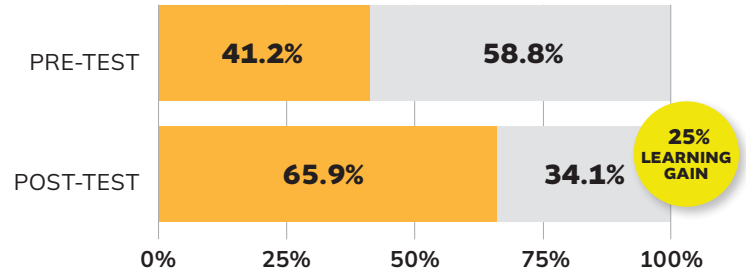
ISLL ENGLISH LANGUAGE LEARNERS, MATH LEARNING GAINS



ISLL STUDENTS WITH FREE OR REDUCED LUNCH, ELA LEARNING GAINS



ISLL STUDENTS WITH FREE OR REDUCED LUNCH, MATH LEARNING GAINS



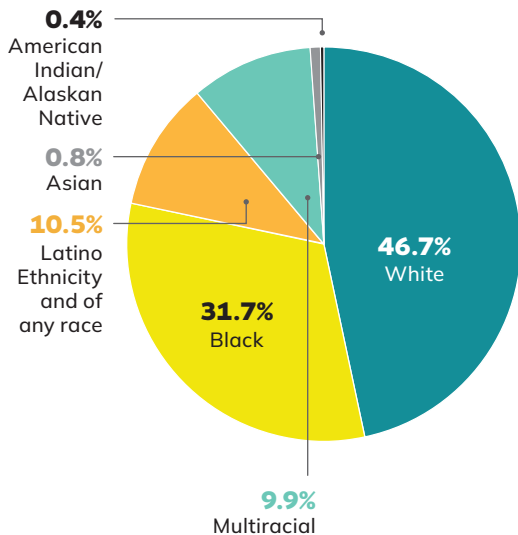
■ Scored basic or proficient ■ Scored below or approaching

■ Scored basic or proficient ■ Scored below or approaching

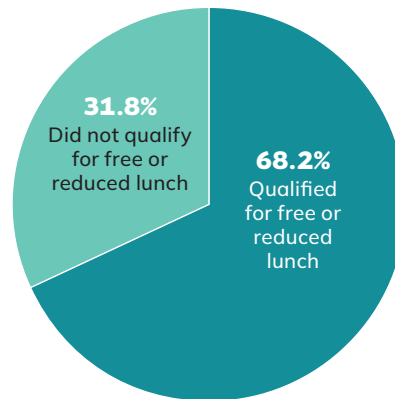
2024 BGC Summer Learning Labs, Enrollment Demographics

In South Bend and surrounding regions, SLL served more than 2,500 students entering grades 1 through 9 following the summer break. Of these students, 53% identified as students of color, 68% qualified for free or reduced lunch, and 9% were English Language Learners.

2024 BGC SLL ENROLLMENT RACIAL DEMOGRAPHIC BREAKDOWN



2024 BGC SLL ENROLLMENT INCOME BREAKDOWN



ANCHOR PARTNER

Boys and Girls Clubs of the Northern Indiana Corridor (formerly Boys and Girls Club of St. Joseph County)



(Seymour location not pictured.)

16

NUMBER OF BGC SLL SITES

2,500

NUMBER OF STUDENTS ENROLLED IN BGC SLL



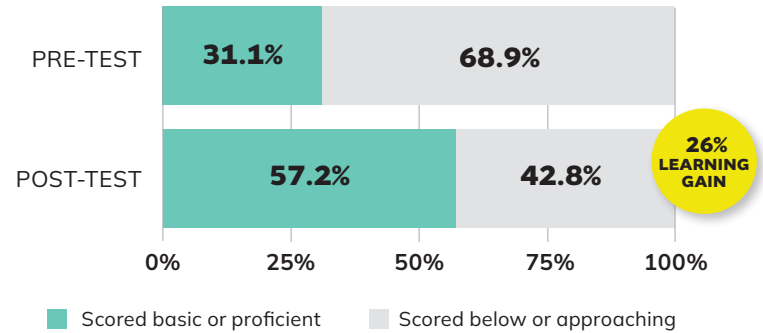
BGC Summer Learning Labs

2024 BGC Summer Learning Labs, South Bend Region, Academic Results

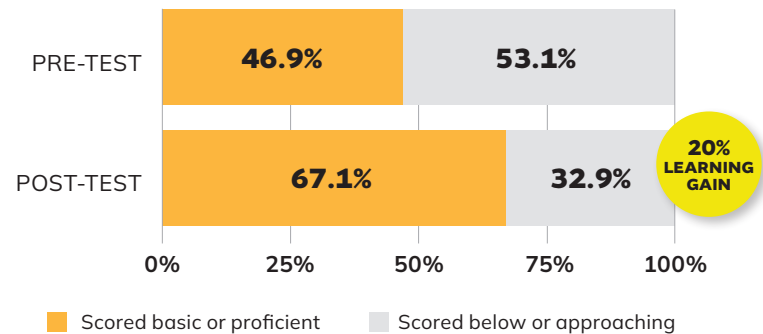
Boys and Girls Club of the Northern Indiana Corridor, formerly Boys and Girls Club of St. Joseph County, utilized IDOE’s Student Learning Recovery Grant in 2023 to support robust summer programming. Along with ISLL, they were recognized by IDOE as a high-quality Student Learning Recovery Grant program example.

In 2024, they shifted programming to align with the SLL model, partnering with South Bend Community School Corporation and community partners across their service region to create 16 SLL locations. All sites were free to attend.

2024 BGC SLL ELA LEARNING GAINS, ALL STUDENTS

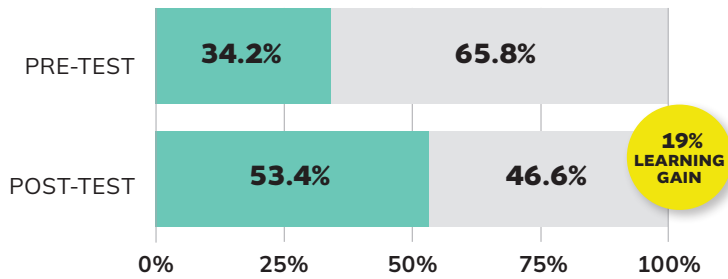


2024 BGC SLL MATH LEARNING GAINS, ALL STUDENTS

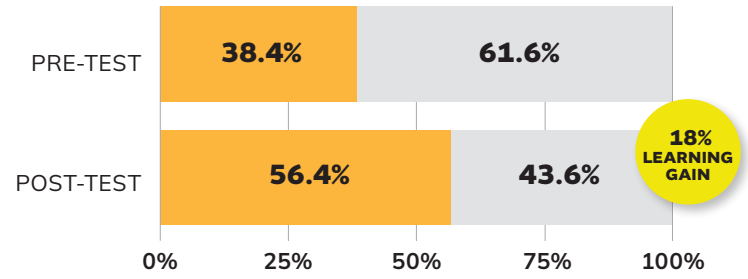


2024 Learning Gains by Student Group – BGC SLL

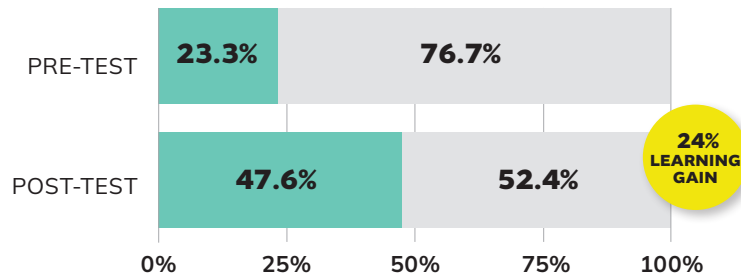
BGC SLL BLACK STUDENTS, ELA LEARNING GAINS



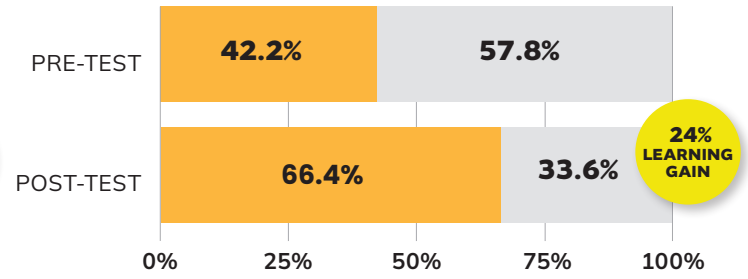
BGC SLL BLACK STUDENTS, MATH LEARNING GAINS



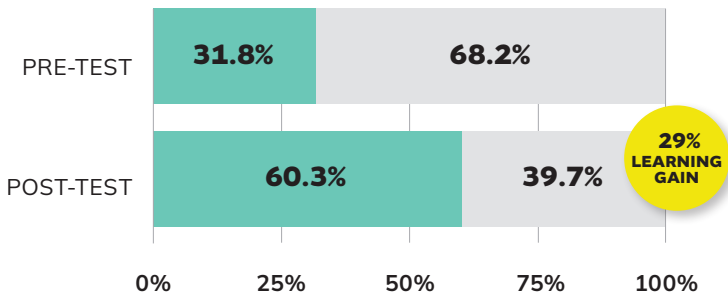
BGC SLL LATINO STUDENTS, ELA LEARNING GAINS



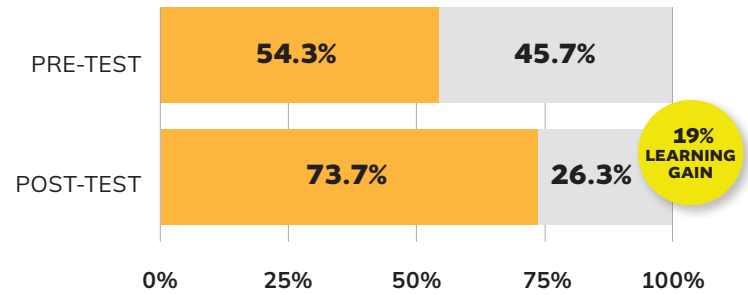
BGC SLL LATINO STUDENTS, MATH LEARNING GAINS



BGC SLL WHITE STUDENTS, ELA LEARNING GAINS



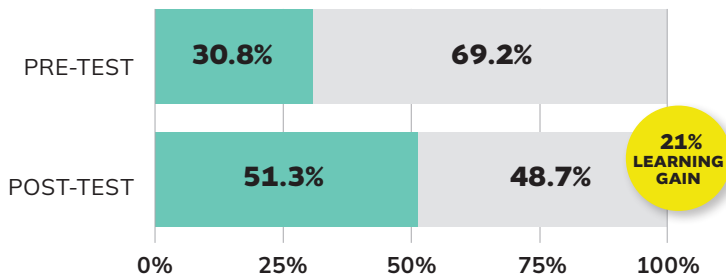
BGC SLL WHITE STUDENTS, MATH LEARNING GAINS



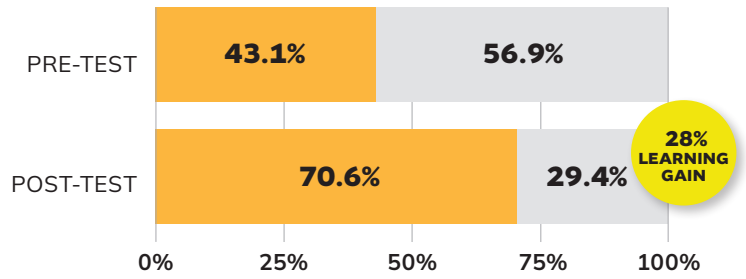
■ Scored basic or proficient ■ Scored below or approaching

■ Scored basic or proficient ■ Scored below or approaching

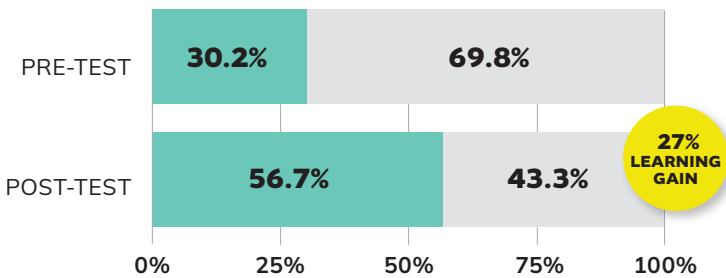
BGC SLL ENGLISH LANGUAGE LEARNERS, ELA LEARNING GAINS



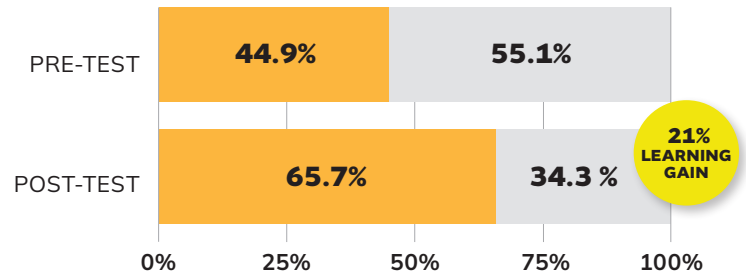
BGC SLL ENGLISH LANGUAGE LEARNERS, MATH LEARNING GAINS



BGC SLL STUDENTS WITH FREE OR REDUCED LUNCH, ELA LEARNING GAINS



BGC SLL STUDENTS WITH FREE OR REDUCED LUNCH, MATH LEARNING GAINS



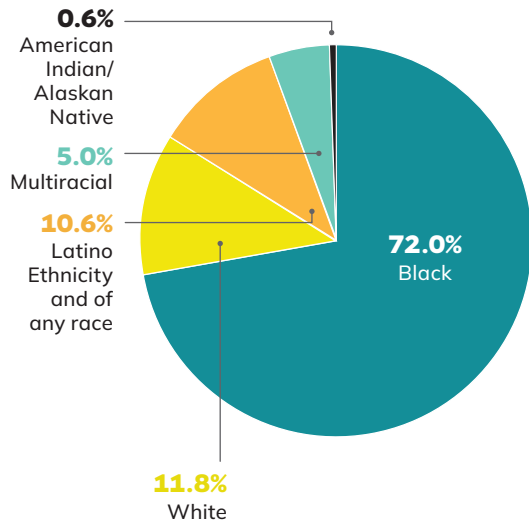
■ Scored basic or proficient ■ Scored below or approaching

■ Scored basic or proficient ■ Scored below or approaching

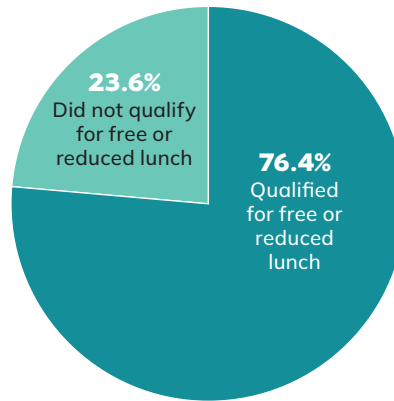
2024 Northwest Summer Learning Labs Enrollment Demographics

The Northwest SLL served more than 700 students entering into grades 1 through 9 after the summer break. Of these students, 88% identified as students of color and 76% qualified for free or reduced lunch. Sites were located in Gary, Merrillville, East Chicago, and Hobart, Indiana. All sites were free to attend.

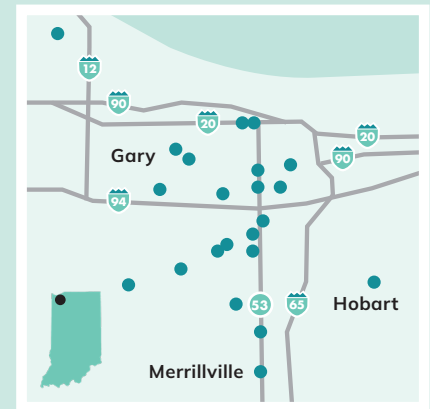
2024 NORTHWEST SLL ENROLLMENT RACIAL DEMOGRAPHIC BREAKDOWN



2024 NORTHWEST SLL ENROLLMENT INCOME BREAKDOWN



ANCHOR PARTNERS
Urban League of Northwest Indiana and DHB & Associates



22
 NUMBER OF NORTHWEST SLL SITES

700+
 NUMBER OF STUDENTS ENROLLED IN NORTHWEST SLL

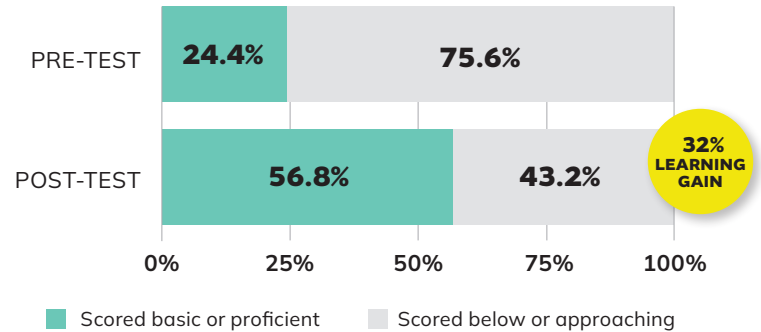
2024 Northwest Summer Learning Labs Academic Results

The Urban League of Northwest Indiana and DHB & Associates worked quickly to secure 22 site partner locations at schools, community centers, and churches. To help streamline the enrollment process, they also partnered with Enroll Indy to offer a quick, online way for families to enroll in the program.

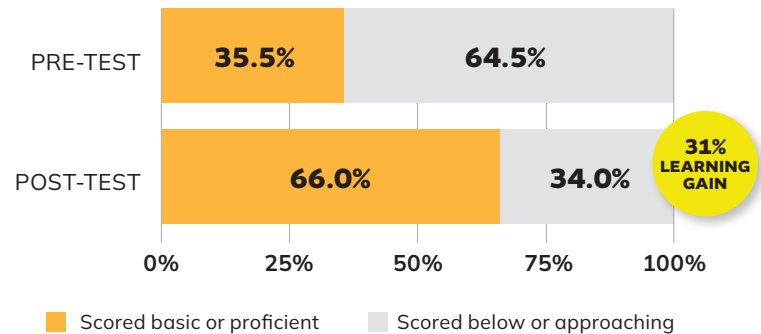
Academic results are shown for groups that had more than 15 students represented in program enrollment for this region.



2024 NORTHWEST SLL ELA LEARNING GAINS, ALL STUDENTS

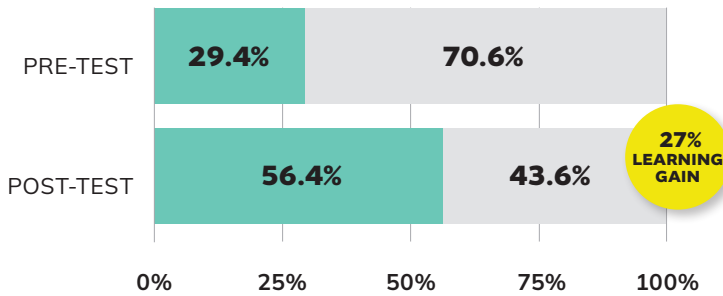


2024 NORTHWEST SLL MATH LEARNING GAINS, ALL STUDENTS

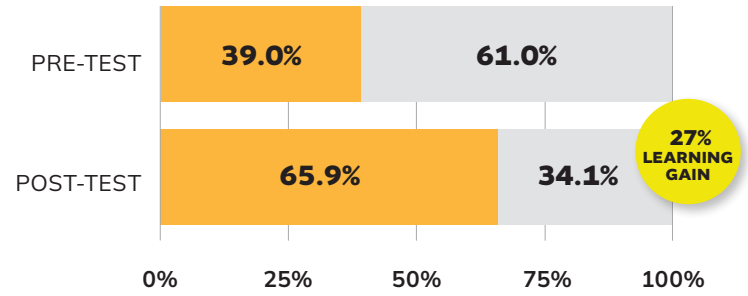


2024 Learning Gains by Student Group – Northwest SLL

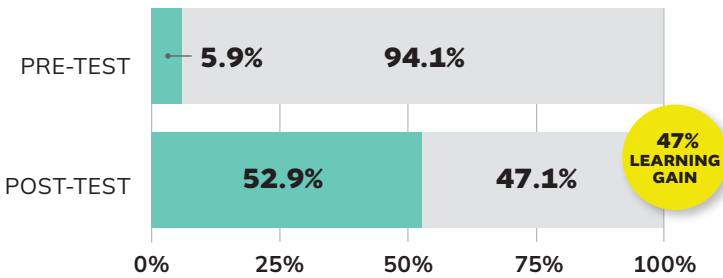
NORTHWEST BLACK STUDENTS, ELA LEARNING GAINS



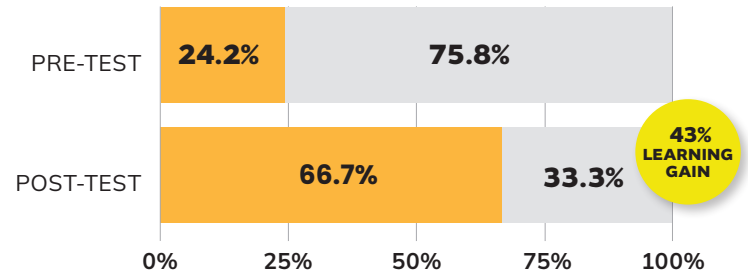
NORTHWEST BLACK STUDENTS, MATH LEARNING GAINS



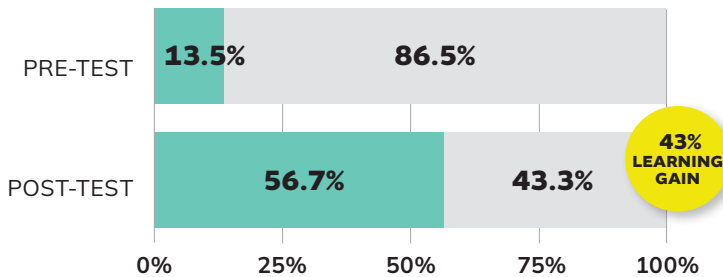
NORTHWEST LATINO STUDENTS, ELA LEARNING GAINS



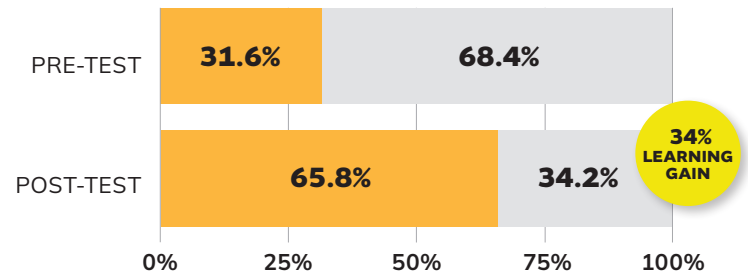
NORTHWEST LATINO STUDENTS, MATH LEARNING GAINS



NORTHWEST WHITE STUDENTS, ELA LEARNING GAINS



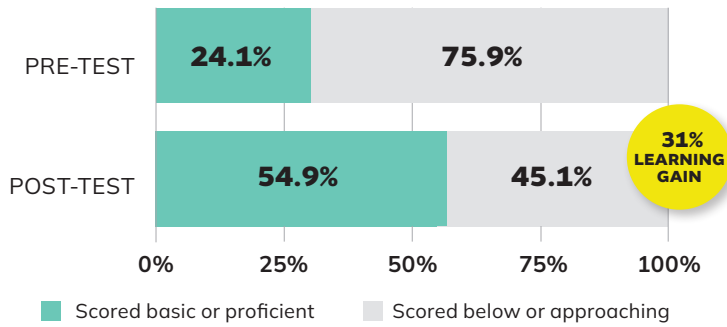
NORTHWEST WHITE STUDENTS, MATH LEARNING GAINS



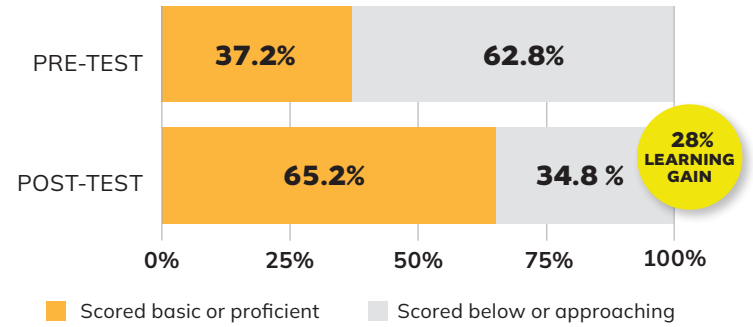
■ Scored basic or proficient ■ Scored below or approaching

■ Scored basic or proficient ■ Scored below or approaching

NORTHWEST STUDENTS WITH FREE OR REDUCED LUNCH, ELA LEARNING GAINS



NORTHWEST STUDENTS WITH FREE OR REDUCED LUNCH, MATH LEARNING GAINS



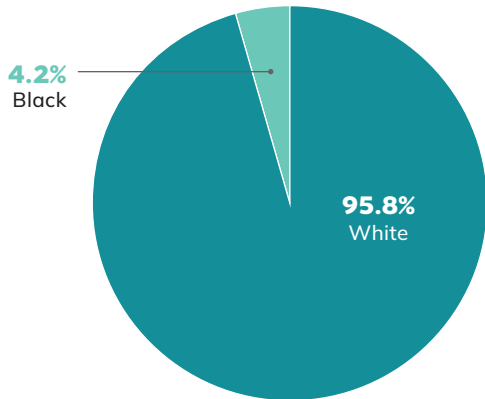
Northwest Summer Learning Labs

Northwest Summer Learning Labs

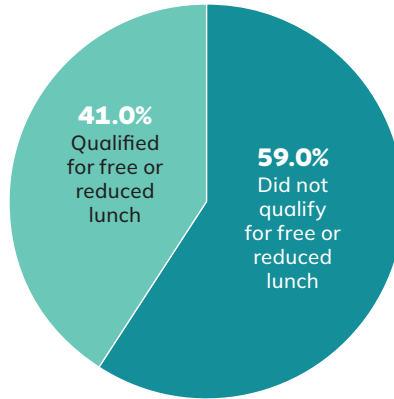
2024 Southeast Summer Learning Labs Enrollment Demographics

In Salem, a rural Indiana community in the southeastern part of the state, SLL served 50 students entering grades 1 through 5 after the summer break. Their program also provided transportation to students from the neighboring town of Campbellsburg. All program sites were free. Out of all participating students, 41% of qualified for free or reduced lunch.

2024 SOUTHEAST SLL ENROLLMENT RACIAL DEMOGRAPHIC BREAKDOWN



2024 SOUTHEAST SLL ENROLLMENT INCOME BREAKDOWN



ANCHOR PARTNER

Creating Avenues
for Student
Transformation (CAST)



2

NUMBER OF
SOUTHEAST SLL SITES

50

NUMBER OF
STUDENTS ENROLLED IN
SOUTHEAST SLL

2024 Southeast Summer Learning Labs Academic Results

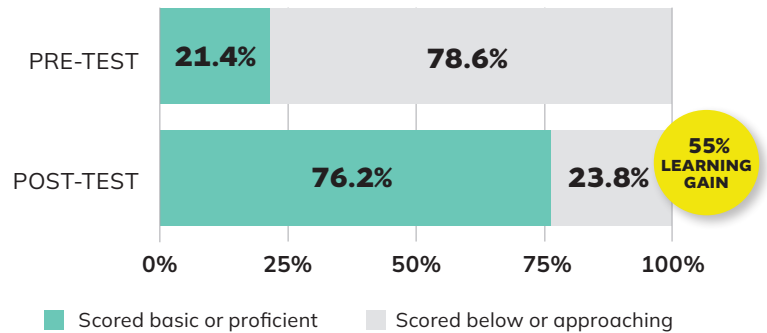
CAST partnered with local schools to host sites and to attract teachers to deliver math and ELA instruction. They also secured transportation services to remove barriers to access for students and families in their rural community.

Academic results are shown for groups that had more than 15 students represented in program enrollment for this region.

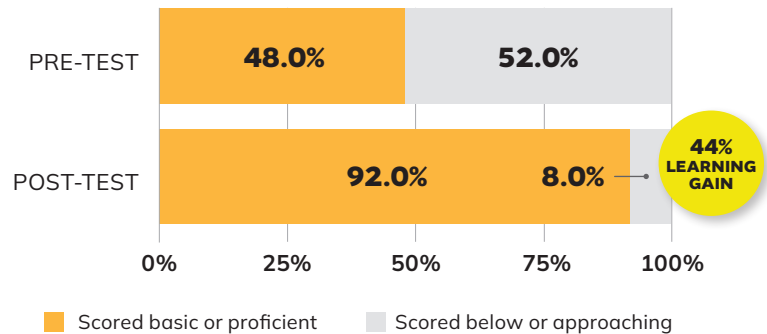


Southeast Summer Learning Labs

2024 SOUTHEAST SLL ELA LEARNING GAINS, ALL STUDENTS



2024 SOUTHEAST SLL MATH LEARNING GAINS, ALL STUDENTS

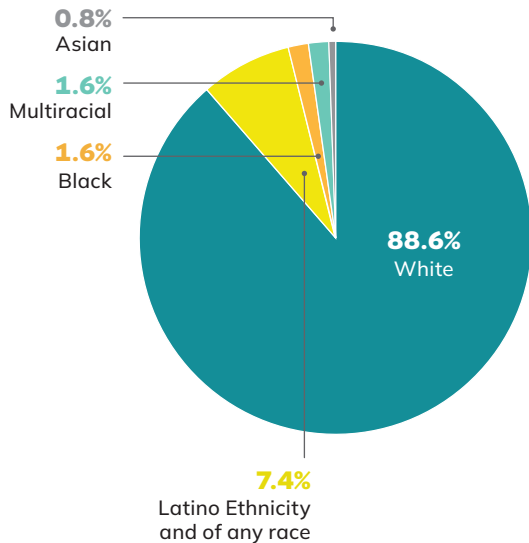


The Southeast SLL results were larger than other regions' results, which may partially be due to the small program size in this rural area of the state. The results measured have a significantly smaller sample size compared to every other SLL region.


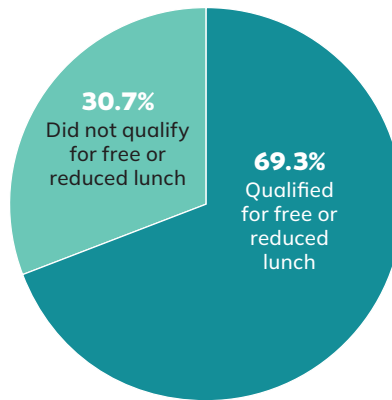
2024 Wabash Summer Learning Labs Enrollment Demographics

In Wabash County, a rural community in northern Indiana, SLL served more than 200 students entering grades 1 through 4 after the summer break. Out of all participating students, 69% qualified for free or reduced lunch.

2024 WABASH SLL ENROLLMENT RACIAL DEMOGRAPHIC BREAKDOWN



2024 WABASH SLL ENROLLMENT INCOME BREAKDOWN



ANCHOR PARTNER
Wabash County YMCA



2

NUMBER OF WABASH SLL SITES

200+

NUMBER OF STUDENTS ENROLLED IN WABASH SLL



Wabash Summer Learning Labs

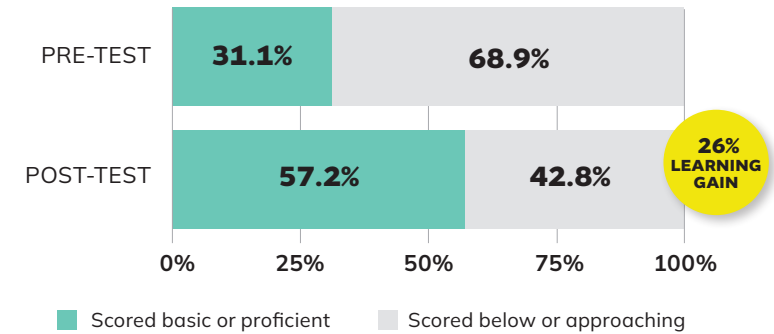
2024 Wabash Summer Learning Labs Academic Results

Wabash SLL partnered with three school districts: Wabash City Schools, MSD of Wabash County, and Manchester Community Schools. The Wabash County YMCA also partnered with districts to provide transportation for their respective students.

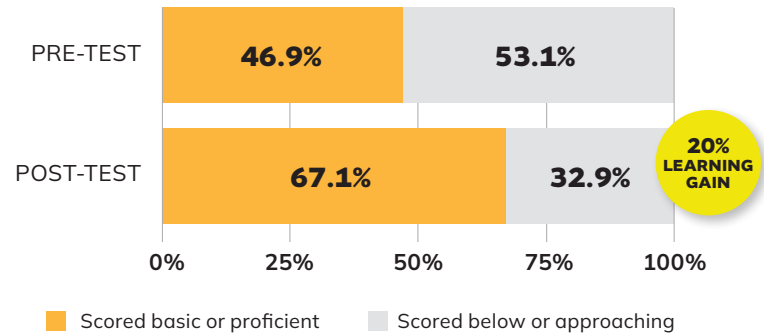
Academic results are shown for groups that had more than 15 students represented in program enrollment for this region.

WABASH SUMMER LEARNING LABS

2024 WABASH SLL ELA LEARNING GAINS, ALL STUDENTS



2024 WABASH SLL MATH LEARNING GAINS, ALL STUDENTS



Indy Summer Learning Labs

ANCHOR PARTNER
The Mind Trust

COMMUNITY-BASED SITES

100 Black Men Summer Academy
A Learning Bee Academy
A Learning Bee Academy South
ASPIRE INDY RISE Summer Enrichment
Brookside Community Play
Charity Cares Early Academy
Christ Temple Apostolic Faith Assembly
Cornerstone Lutheran Church Indianapolis
EBU Summer Camp
Fay Center Youth Program
Finish Line Boys & Girls Clubs of Indianapolis
First Samuel Missionary Baptist Church, Inc.
BCSIM @ Harriet Tubman School of Excellence
Hawthorne Summer Day Camp
Imagination Campus
Keenan-Stahl Boys & Girls Club of Indianapolis
La Plaza Summer Discovery
Learn & Love Childcare Aftercare Center

LeGore Boys & Girls Club of Indianapolis
Lilly Boys & Girls Club of Indianapolis
Little Duckling Daycare
Mt. Carmel Community Academy
Nanny's Loving Care
Pride Academy
ROCK Community Center for Youth and Children
Shepherd Community Center
People Makers Indy - Stanley Strader Park
Success Center at Carriage House East
The Riley Center
TRG Youth Connections
The Warren Arts and Education Foundation
Wee Care Early Learning Ministry
Westminster Summer Program
Westside Missionary Baptist Church
Wheeler-Dowe Boys & Girls Club of Indianapolis
Witherspoon Presbyterian Church

SCHOOL SITES

BELIEVE Circle City High School
Circle City Prep
Global Preparatory Academy

Indiana Math and Science Academy – North
Indiana Math and Science Academy – West
Indianapolis Public Schools (IPS) Frederick Douglass School 19
IPS Jonathan Jennings School 109
IPS Merle Sidener High Ability Academy
IPS Theodore Potter School 74
Invent Learning Hub
MSD Decatur Township
MTI School of Knowledge
The PATH School
Rooted School Indianapolis
Sankofa School of Success
Victory College Prep

BGC Summer Learning Labs

ANCHOR PARTNER
Boys & Girls Clubs of the Northern Indiana Corridor

COMMUNITY-BASED SITES

BGC of White County
Huntington Boys & Girls Club
OC Carmichael Youth Center
Seymour Boys & Girls Club
South Bend City Church

SCHOOL SITES

Coquillard Elementary School
Muessel Elementary School
Swanson Traditional School
Harrison Elementary School
John Young Middle School
Landis Elementary School
Liberty Elementary School
Paramount South Bend
Success Academy Primary School
The Portage School of Leaders
Urey Middle School



Decatur ISLL

Northwest Summer Learning Labs

ANCHOR PARTNERS

Urban League of Northwest Indiana and DHB & Associates

COMMUNITY-BASED SITES

Academically Yours
Circle of Love
City Life
First AME Church
Gary Historical & Cultural Society, INC.
HOME Mentoring & Tutoring (three sites)
Israel CME Church
IU Northwest Learning Lab
Jasmine Home Care Training
New Friendship Baptist Church
New Hope Baptist Church
New T.A.B. (Transforming Attitudes & Behaviors)
Oak Knoll Terrace
St. Timothy Community Church
Sparky Brains Tutoring
Sweet HOME M.B. Church

SCHOOL SITES

Daniel Hale Williams Elementary School
Lake Ridge Longfellow

Elementary School
Lake Ridge New Tech Middle School
Victory 4Kidz (Veterans Elementary School)

Southeast Summer Learning Labs, Salem

ANCHOR PARTNER

Creating Avenues for Student Transformation

SCHOOL SITES

Bradie Shrum Elementary
East Washington Elementary

Wabash Summer Learning Labs, Wabash

ANCHOR PARTNER

Wabash County YMCA

SCHOOL SITES

Manchester Elementary School
Metro North Elementary School



Keenan-Stahl Boys & Girls Club of Indianapolis



BGC Summer Learning Labs



IndySummerLearningLabs.com

 [IndySLL](#)   [indysummerlearninglabs](#)